

MODEL TWO


81-08

D.LGS. 81
del 2008

DESCRIPTION

The Model Two chair has been designed to offer lasting comfort and optimal ergonomic support. Its wide seat, padded with high-quality materials, ensures excellent support, providing a comfortable seating experience for long hours of work. The breathable mesh backrest promotes airflow, maintaining a fresh sensation even during the most intense workdays. Its slim and lightweight design makes it versatile and suitable for any operational environment, from modern open spaces to traditional offices. The combination of clean lines and advanced functionality makes it not only practical but also aesthetically fitting for workspaces that require an ergonomic and high-performance chair without compromising on style.

PLASTIC FRAME



Black



THE PHOTO MAY INCLUDE OPTIONAL

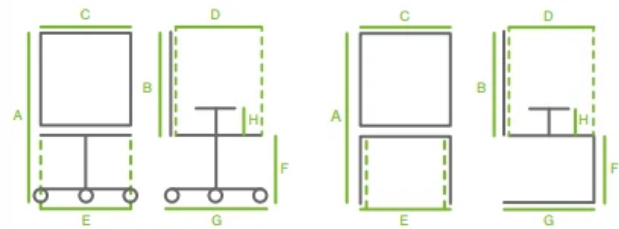
WEIGHT AND WARRANTY

110
KG

3
YEARS

Considering the maximum weight recommended by ITALIAN SEDIOLITI. For warranty conditions, please refer to the general sales conditions at the beginning of the list.

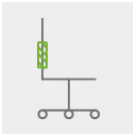
DIMENSIONS



	A	B	C	D	E	F	G	H
M TWO SY3T	97/109	54	47	45/50	53	42/54	67	



BACKREST
Fixed and ergonomic backrest, upholstered with mesh



LUMBAR SUPPORT
Height-adjustable lumbar support



SEAT (821)
Exterior in polypropylene, interior in 12mm beech plywood. Covered with fireproof foam, 50kg density, thickness up to 80mm



MECHANISM (SY3T)
Synco mechanism with 3 locks, user weight-based adjustment, and anti-return device. Seat slider for depth adjustment



GAS
Class 4 gaslift



BASE
Nylon fiberglass-reinforced base with a removable metal safety ring, diameter 670mm



WHEELS
Self-braking W-type wheels for all floors



Schienale RETE nera	
Sedile Cat. 1	
Schienale RETE nera	
Sedile Cat. 2	
Schienale RETE nera	
Sedile Cat. 3	
Schienale RETE nera	
Sedile Cat. 4	

OPTIONAL

ARMRESTS				
	BR 1D PP Adjustable armrests in 1 dimension. PP pad		BR 2D PU Adjustable armrests in 2 dimensions. PU pad	 STAFFE Brackets for armrest widening with adjustment knob
BASES			HEADREST	
	BA LX CR Chrome-plated steel base, 700mm diameter			APG M Height adjustable headrest, upholstered with black mesh